

Information for Patients

Caverject

What is Caverject?

Caverject contains a substance which widens blood vessels so that blood can flow in your penis more easily. This makes it easier for you to have an erection.

Caverject is used for erectile dysfunction, including weak erections and impotence, usually after oral medications have failed.

Your nurse will show you how to do the injection.

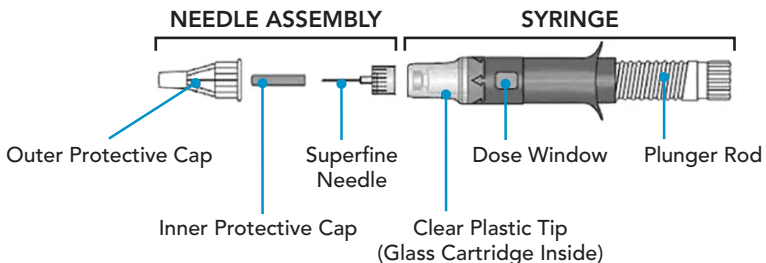
Before you use Caverject

Wash and dry your hands before using Caverject. If your partner wants to be involved in preparing or giving the injection, they should also wash and dry their hands.

Caverject is a single use device which can administer only one dose.

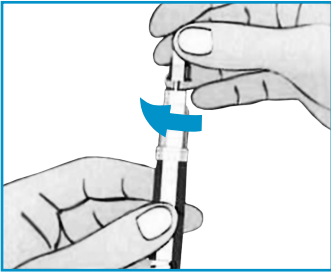


FIGURE A



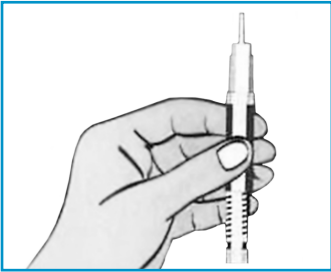
How to use Caverject

Connecting the needle to the device



- Remove device and capped needle from the box.
- Clean the grey rubber membrane at the top of the device with an alcohol swab.
- Peel the foil from the needle cap.
- Hold the syringe with the needle end pointing upwards.
- Attach the needle onto the tip of the device by pushing and turning until it is firmly in place.

Removing the outer needle cap



- Remove the outer cap from the needle.
- Hold the syringe with the needle end pointing upwards.
- The plunger rod will be in the extended position.

Mixing the powder and the liquid



- Hold the device as shown.
- Turn the plunger rod left until it will not turn any further.
- The reconstituted solution will now appear in the clear chamber.
- The solution may appear cloudy at first: gently shake to make sure the solution is evenly mixed and the powder has dissolved.

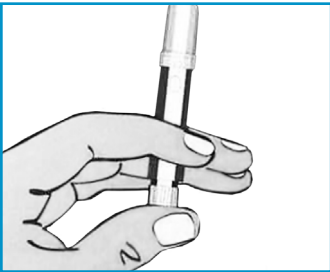


Removing the inner needle cap



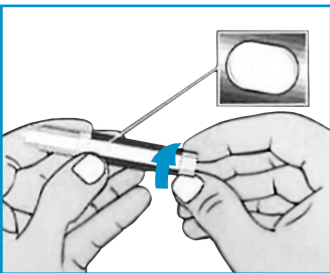
- Hold the device with the needle pointing upward.
- Carefully move the inner cap from the needle.
- Do not touch the tip of the exposed needle.
- The needle is very fine, take care not to bump it.
- **DO NOT USE** if the needle is bent.

Removing air



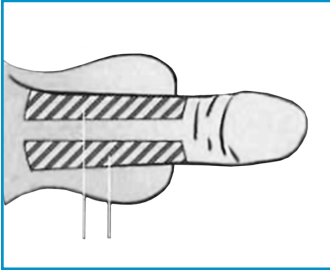
- Remove any large bubbles by gently tapping the device.
- Hold device in one hand as shown.
- Remove air from the chamber by pressing the plunger rod with your thumb as far as it will go.

Dialing dose



- Hold device in one hand.
- Grip the blue chamber with the dose window facing you.
- Turn the plunger rod slowly.
- Dial your prescribed dose.
- If you make a mistake, keep turning the plunger rod until the correct dose reappears.
- Set down the device on a level surface ensuring the needle tip does not make contact with anything.

Preparing injection site



- Sit in an upright position.
- If you are uncircumcised pull back the foreskin.
- Hold the head of the penis straight ahead.
- Clean the site selected with an alcohol swab.

Inserting needle and injecting dose



- The injection needs to go into the cavernosa of the penis as shown in the diagram. Ensure you inject into the side of your penis and NOT the top or underside. Avoid any visible veins.
- Gently rest the needle tip on the side of the penis where you have cleaned.
- The needle should be inserted at an angle of 90° . With a steady and continuous motion insert the entire length of the needle.
- Press the plunger rod with your thumb.
- Withdraw the needle and apply pressure to the injection site with the alcohol swab for about 5 minutes or until any bleeding stops.
- Massage penis to help Caverject spread.
- Dispose of device safely.

Your erection after injecting

It will take a little while for your erection to come on after the injection. With the right dose of Caverject, your erection should be strong enough for you and your partner to enjoy lovemaking. Usually, your erection should not last longer than an hour.

How often can you use Caverject

Do not use Caverject more than once in 24 hours, or more than three times in a week. Change the exact place and side of the penis that you inject Caverject each time you use it.

Possible complications

If your penis is still hard after 2 hours (or if you have had enough and it hurts), follow the instructions in the table and stop when your penis is back to its 'resting' state. The medications will take some time to work.

If you do not attend to an erection that lasts longer than 2 hours you can develop a priapism. A priapism is when the erection is fully erect and does not subside. This may be due to unusual sensitivity to the medication or allergy.

Time after injection	What to do
2 hrs	Squeeze the penis: Lying on your back, apply constant pressure to your penis by squeezing it for at least 20 minutes. This action should gradually force the blood out of the erect penis. This may be uncomfortable. Also use an ice pack.
At any time	Make an ice pack. Put a couple of handfuls of ice in a plastic bag and wrap it around the penis. Hold this as long as you can bear. Repeat if necessary.
2 hours 20 mins	Exercise: Jog on the spot, do squats, or walk up and down stairs to increase your heart rate. Only exercise within your normal activity level. If the erection seems to subside you may find that it reappears, so restart the above activities. Then have a hot shower for 15 minutes.
2 hours 50 mins	Take two Paracetamol 500mg tablets
3 hours	If your penis has NOT gone down after 3 hours despite the above you MUST go to your after hours/Emergency Department. Take your Caverject information sheet with you. A medical professional can usually reverse the priapism simply and quickly but leaving it untreated can cause harm.

Side effects

Very common side effects

- Pain in the penis (occurring in more than 1 in 10 patients).

Common side effects (occurring in less than 1 in 10 patients)

- Penis can become scarred, bent or kinked, particularly after long term use.

Tell your doctor if this happens as you may need to stop Caverject.

- Headache or dizziness.
- Increased blood pressure.
- Cough, inflamed sinuses, cold or flu-like symptoms.
- Pain in the leg, back, buttocks, genitals or stomach.
- Prostate problems.
- Swollen penis or rash on penis.
- When your first start using Caverject, you may find the injection leaves a small bruise. This should happen less often with practice.

Uncommon side effects (occurring in less than 1 in 100 patients).

- The area injected becomes inflamed or swollen and may itch and bleed.
- The testes or scrotum could be red, swollen or painful or the penis could feel numb. You may get uncomfortable or prolonged erections, your ejaculation (if you have your prostate) may change or your foreskin could feel tight. You may get a yeast infection (thrush).
- The desire to pass urine more frequently than normal or difficulty in passing urine. If Caverject is injected by mistake into the tube which carries urine out through the penis (urethra), some blood may appear in the urine or at the end of the penis.
- Pelvic pain, weakness, sweating, feeling sick or dry mouth.
- Changes in blood pressure and heart rhythm, faintness, shallow breathing and collapse could occur because of the injection itself.
- Skin itching, rash or skin growth, increased eye sensitivity to bright light, impaired sense of touch, leg cramps, cold hands and feet.
- If you have a blood test you may have raised levels of creatinine (a substance found in your muscles).

If any of the side effects gets serious, or if you notice any side effects not listed in this booklet, please tell your doctor or pharmacist.

urology

associates

Kevin Bax
MB ChB, FRACS
Urologist

Nick Buchan
MB ChB, FRACS
Urologist

Peter Davidson
MB ChB, FRACS
Urologist

Sharon English
MB ChB, FRACS
Urologist

Frank Kueppers
Dr. med.
Urologist

Giovanni Losco
MB ChB, FRACS
Adult & Paediatric
Urologist

Jane MacDonald
MB ChB, FRACS
Urologist

Stephen Mark
MB ChB, FRACS
Adult & Paediatric
Urologist

Louise Rouse
BHB, MB ChB, FRACS
Urologist

Urology Associates

Forte Health, 132 Peterborough Street
PO Box 917, Christchurch 8140

P: 03 355 5129

E: reception@urology.co.nz

www.urology.co.nz